



ENGEL & VÖLKERS®

Market Insights

RENO, NV

SINGLE FAMILY HOMES

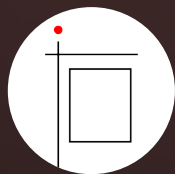
2022

SEPTEMBER

MEDIAN SALES PRICE

\$535,000

-6%



\$647,206

Average Sales Price

0%



456

Homes Sold

+6%



79

Average Days on Market

+9%



\$295,126,218

Total Dollar Volume

+6%

PERCENTAGES SHOWN COMPARE THIS MONTH TO AUGUST 2022

Residential market activity reported to MLS. Data from sources deemed reliable but may contain errors and subject to revision. All numbers are approximate.



ENGEL & VÖLKERS®

Market Insights

DONNER SUMMIT, CA

SINGLE FAMILY HOMES

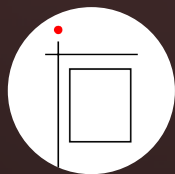
2022

SEPTEMBER

MEDIAN SALES PRICE

\$990,000

+36%



\$1,072,777

Average Sales Price

+38%



9

Homes Sold

+44%



25

Average Days on Market

+4%



\$9,655,000

Total Dollar Volume

+66%

PERCENTAGES SHOWN COMPARE THIS MONTH TO AUGUST 2022

Residential market activity reported to MLS. Data from sources deemed reliable but may contain errors and subject to revision. All numbers are approximate.



ENGEL & VÖLKERS®

Market Insights

TRUCKEE, CA

SINGLE FAMILY HOMES

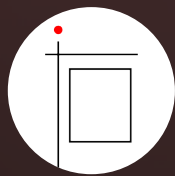
2022

SEPTEMBER

MEDIAN SALES PRICE

\$1,200,000

+18%



\$1,425,190

Average Sales Price

-9%



62

Homes Sold

+10%



30

Average Days on Market

+27%



\$88,361,841

Total Dollar Volume

+1%

PERCENTAGES SHOWN COMPARE THIS MONTH TO AUGUST 2022

Residential market activity reported to MLS. Data from sources deemed reliable but may contain errors and subject to revision. All numbers are approximate.



ENGEL & VÖLKERS®

Market Insights

NORTHSTAR, CA

SINGLE FAMILY HOMES

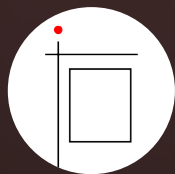
2022

SEPTEMBER

MEDIAN SALES PRICE

\$3,850,000

+45%



\$3,850,000

Average Sales Price

+48%



2

Homes Sold

-100%



25

Average Days on Market

-92%



\$7,700,000

Total Dollar Volume

-5%

PERCENTAGES SHOWN COMPARE THIS MONTH TO AUGUST 2022

Residential market activity reported to MLS. Data from sources deemed reliable but may contain errors and subject to revision. All numbers are approximate.



ENGEL & VÖLKERS®

Market Insights

NORTH SHORE, CA

SINGLE FAMILY HOMES

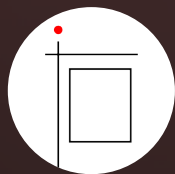
2022

SEPTEMBER

MEDIAN SALES PRICE

\$849,500

-29%



\$1,027,092

Average Sales Price

-43%



19

Homes Sold

+21%



32

Average Days on Market

-28%



\$19,514,750

Total Dollar Volume

-13%

PERCENTAGES SHOWN COMPARE THIS MONTH TO AUGUST 2022

Residential market activity reported to MLS. Data from sources deemed reliable but may contain errors and subject to revision. All numbers are approximate.



ENGEL & VÖLKERS®

Market Insights

PALISADES, CA

SINGLE FAMILY HOMES

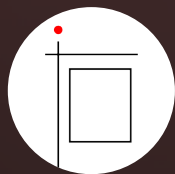
2022

SEPTEMBER

MEDIAN SALES PRICE

\$1,455,000

-44%



\$1,455,000

Average Sales Price

-44%



1

Homes Sold

-100%



7

Average Days on Market

-214%



\$1,455,000

Total Dollar Volume

-188%

PERCENTAGES SHOWN COMPARE THIS MONTH TO AUGUST 2022

Residential market activity reported to MLS. Data from sources deemed reliable but may contain errors and subject to revision. All numbers are approximate.



ENGEL & VÖLKERS®

Market Insights

ALPINE, CA

SINGLE FAMILY HOMES

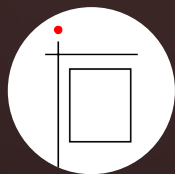
2022

SEPTEMBER

MEDIAN SALES PRICE

\$00,000,000

0%



\$00,000,000

Average Sales Price

0%



00

Homes Sold

0%



00

Average Days on Market

0%



\$00,000,000

Total Dollar Volume

0%

PERCENTAGES SHOWN COMPARE THIS MONTH TO AUGUST 2022

Residential market activity reported to MLS. Data from sources deemed reliable but may contain errors and subject to revision. All numbers are approximate.



ENGEL & VÖLKERS®

Market Insights

WEST SHORE, CA

SINGLE FAMILY HOMES

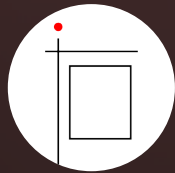
2022

SEPTEMBER

MEDIAN SALES PRICE

\$1,165,000

+20%



\$1,455,100

Average Sales Price

+12%



10

Homes Sold

-50%



85

Average Days on Market

+68%



\$14,551,000

Total Dollar Volume

-32%

PERCENTAGES SHOWN COMPARE THIS MONTH TO AUGUST 2022

Residential market activity reported to MLS. Data from sources deemed reliable but may contain errors and subject to revision. All numbers are approximate.



ENGEL & VÖLKERS®

Market Insights

SOUTH SHORE, CA

SINGLE FAMILY HOMES

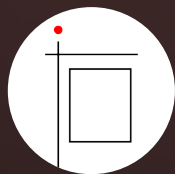
2022

SEPTEMBER

MEDIAN SALES PRICE

\$613,000

-1%



\$719,832

Average Sales Price

-20%



40

Homes Sold

-53%



78

Average Days on Market

-13%



\$28,792,900

Total Dollar Volume

-82%

PERCENTAGES SHOWN COMPARE THIS MONTH TO AUGUST 2022

Residential market activity reported to MLS. Data from sources deemed reliable but may contain errors and subject to revision. All numbers are approximate.



ENGEL & VÖLKERS®

Market Insights

EAST SHORE, NV

SINGLE FAMILY HOMES

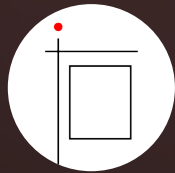
2022

SEPTEMBER

MEDIAN SALES PRICE

\$1,475,000

-39%



\$1,536,250

Average Sales Price

-28%



8

Homes Sold

-75%



65

Average Days on Market

-58%



\$12,290,000

Total Dollar Volume

-124%

PERCENTAGES SHOWN COMPARE THIS MONTH TO AUGUST 2022

Residential market activity reported to MLS. Data from sources deemed reliable but may contain errors and subject to revision. All numbers are approximate.



ENGEL & VÖLKERS®

Market Insights

CARSON CITY, NV

SINGLE FAMILY HOMES

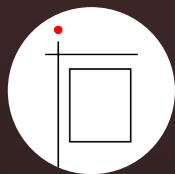
2022

SEPTEMBER

MEDIAN SALES PRICE

\$526,450

+5%



\$588,912

Average Sales Price

+7%



54

Homes Sold

-15%



91

Average Days on Market

+18%



\$31,801,289

Total Dollar Volume

-7%

PERCENTAGES SHOWN COMPARE THIS MONTH TO AUGUST 2022

Residential market activity reported to MLS. Data from sources deemed reliable but may contain errors and subject to revision. All numbers are approximate.



ENGEL & VÖLKERS®

Market Insights

CARSON CITY, NV

CONDOMINIUMS

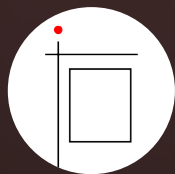
2022

SEPTEMBER

MEDIAN SALES PRICE

\$255,000

-31%



\$276,759

Average Sales Price

-20%



10

Homes Sold

-20%



77

Average Days on Market

-8%



\$2,767,595

Total Dollar Volume

-44%

PERCENTAGES SHOWN COMPARE THIS MONTH TO AUGUST 2022

Residential market activity reported to MLS. Data from sources deemed reliable but may contain errors and subject to revision. All numbers are approximate.



ENGEL & VÖLKERS®

Market Insights

INCLINE VILLAGE, NV

SINGLE FAMILY HOMES

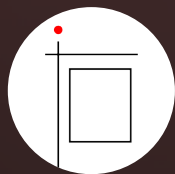
2022

SEPTEMBER

MEDIAN SALES PRICE

\$1,950,000

-42%



\$2,125,354

Average Sales Price

-48%



17

Homes Sold

+42%



128

Average Days on Market

-12%



\$36,131,022

Total Dollar Volume

-26%

PERCENTAGES SHOWN COMPARE THIS MONTH TO AUGUST 2022

Residential market activity reported to MLS. Data from sources deemed reliable but may contain errors and subject to revision. All numbers are approximate.



ENGEL & VÖLKERS®

Market Insights

INCLINE VILLAGE, NV
CONDOMINIUMS

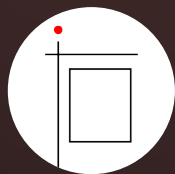
2022

SEPTEMBER

MEDIAN SALES PRICE

\$935,000

-22%



\$966,000

Average Sales Price

-38%



16

Homes Sold

+78%



87

Average Days on Market

+4%



\$15,456,000

Total Dollar Volume

+11%

PERCENTAGES SHOWN COMPARE THIS MONTH TO AUGUST 2022

Residential market activity reported to MLS. Data from sources deemed reliable but may contain errors and subject to revision. All numbers are approximate.



ENGEL & VÖLKERS®

Market Insights

MINDEN/GARDNERVILLE, NV

SINGLE FAMILY HOMES

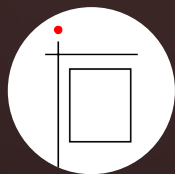
2022

SEPTEMBER

MEDIAN SALES PRICE

\$673,550

+9%



\$794,801

Average Sales Price

+11%



55

Homes Sold

-11%



80

Average Days on Market

+20%



\$43,714,060

Total Dollar Volume

+1%

PERCENTAGES SHOWN COMPARE THIS MONTH TO AUGUST 2022

Residential market activity reported to MLS. Data from sources deemed reliable but may contain errors and subject to revision. All numbers are approximate.



ENGEL & VÖLKERS®

Market Insights

MINDEN/GARDNERVILLE, NV

CONDOMINIUMS

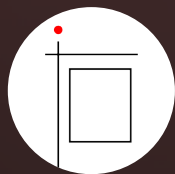
2022

SEPTEMBER

MEDIAN SALES PRICE

\$485,000

+16%



\$485,000

Average Sales Price

+16%



1

Homes Sold

-100%



28

Average Days on Market

-150%



\$485,000

Total Dollar Volume

-67%

PERCENTAGES SHOWN COMPARE THIS MONTH TO AUGUST 2022

Residential market activity reported to MLS. Data from sources deemed reliable but may contain errors and subject to revision. All numbers are approximate.